

# Public Health 25/26

Oxfordshire County Council



*Print Date: 13-Nov-2025*

## **Applied Filters**

Date Select: From 01 Apr 2025 To 30 Sep 2025

Scorecard: Public Health 25/26

**FROM 01-APR-2025 TO 30-SEP-2025**

**Comments :** Annual reporting pattern. Reporting Period 2021-2023

Oxfordshire Inequality in life expectancy at birth for females has increase by 0.2 from the previous year (4.6) and remains higher than levels reported before the pandemic (2018-20 - 4.0).









A total of 14 Community Insight Profiles have now been completed. The final profile for Bicester West is due to be published online by the end of June 2025. All reports are available on the Oxfordshire data hub along with a link to access to the new Interactive Community Insight Profile (iCIP) Dashboard. Grant funding rounds for the initial 10 priority areas and Berinsfield are now complete with grant schemes for Witney Central area, Wood Farm and Bicester West currently in the planning stages. Community Health Development Officers (CHDOs) are in place to cover 13 of the 14 profile areas, and contracts for the CHDOs in the initial 10 priority areas are being extended following an evaluation of their roles.

Analysis:

This is an annual KPI relating to 2021/23 financial years, with a three-month reporting lag. This KPI looks at the average number of additional years a female baby born in the least deprived 20% of areas can expect to live compared to one born in the most deprived 20% has exceeded its target

The target is set at 4.40, while the performance 4.80. This indicates a wider gap in life expectancy than anticipated, suggesting that life expectancy inequality between the most and least deprived areas have increased beyond the target. While performance indicates an increase, it highlights the need for continued efforts to reduce disparities in health outcomes across the county.

Although inequality increased during the 2021–2023 period, the number of community profiles produced rose by one compared to the 2020–2022 period. The final profile for Bicester West was scheduled to be published online by the end of June 2025.

OCC02.05 Male Inequality in life expectancy at Birth	#	5.80	5.40	 GREEN	5.80	5.40	 GREEN
<p><b>Comments :</b> Period (2021-23) Oxfordshire Inequality in life expectancy at birth for males has increase by 0.2 from the previous year (4.6) and remains higher than levels reported before the pandemic (2018-20 - 4.0).</p> <p>A total of 14 Community Insight Profiles have now been completed. The final profile for Bicester West is due to be published online by the end of June 2025. All reports are available on the Oxfordshire data hub along with a link to access to the new Interactive Community Insight Profile (iCIP) Dashboard. Grant funding rounds for the initial 10 priority areas and Berinsfield are now complete with grant schemes for Witney Central area, Wood Farm and Bicester West currently in the planning stages. Community Health Development Officers (CHDOs) are in place to cover 13 of the 14 profile areas, and contracts for the CHDOs in the initial 10 priority areas are being extended following an evaluation of their roles.</p>							
OCC02.06 Number of completed profiles for local communities with the greatest health inequalities	#	14.00	14.00	 GREEN	14.00	14.00	 GREEN
<p><b>Comments :</b> A total of 14 Community Insight Profiles have now been completed. The final profile for Bicester West is due to be published online by the end of June 2025. All reports are available on the Oxfordshire data hub along with a link to access to the new Interactive Community Insight Profile (iCIP) Dashboard.</p>							
OCC03.01 Proportion of opiate users in treatment who are making substantial progress to being drug-free or have sustained reduction in drug use	%	48.00	0.00	 RED	48.00	0.00	 RED
<p><b>Comments :</b> Period 24-Q4</p> <p>This performance is above the national average of 46%, and is achieved through the provision of extensive community-based engagement, strong partnership and multi-agency working and high-quality community treatment that is flexible, holistic and person-centred, and supports people to reduce their drug use. This measure demonstrates a focus on quality treatment, which is in line with the local and national drug strategy, and is achieved alongside a focus on increasing the number of opiate users in treatment.</p>							
OCC03.02 % of the eligible population aged 40-74 who have been offered NHS Health Check	%	18.00	18.54	 GREEN	18.00	18.54	 GREEN

**Comments : Period 2024/25**

The annual achievement of 18.54% is within a threshold that meets the annual targets set for Primary Care for this measure (18% - 22%).

OCC03.04 Reduce the % of women smoking in pregnancy to contribute towards Oxfordshire smokefree strategy.

%

6.00

4.60



GREEN

6.00

4.60



GREEN

**Comments :** Smoking cessation is now embedded in maternity services at OUH with direct support in place, alongside a new national incentive scheme. This is supported by vape provision to eligible household members.

OCC03.05 Of those residents invited for a NHS Health check, the % who accept and complete the offer

%

42.90

44.24



GREEN

42.90

44.24



GREEN

**Comments : Period 2024/25**

2024/25 saw an increase in the number of NHS Health Check invitations sent compared to the previous year. Of these invitations sent 44.24% of residents chose to take up the offer of an NHS Health Check either in the community or Primary Care.

OCC03.06 % of births that have received a face-to-face New Birth Visit, by the age of 12 months old

%

87.00

83.90



AMBER

87.00

83.90



AMBER

**Comments :** This universal review is offered to all children as they approach their first birthday. In the quarter the service completed 1,568 reviews. Due to family commitments and parents working, families may choose to have their review after the child's first birthday up until 15 months. If a family declines or does not attend an appointment the service follows them up to offer another review and this may then be outside of the 12-month timescale. In this quarter 1586 babies or 89.5% have received a review by 15 months.

OCC03.12 Numbers in treatment: Alcohol only during the financial year

#

794.00

1,002.00



GREEN

794.00

1,002.00



GREEN

**Comments : Period 2024/25**

In line with national strategic aims, extensive partnership work and outreach with those with health inequalities has supported the partnership to continue to increase the number of people in treatment over the last year, and rates of increase are above the England average. This demonstrates the impact of additional investment from central government linked to the national strategy.

OCC07.12 Percentage of 2 to 2½ year reviews using Age and Stages Questionnaire (ASQ-3 third edition of the developmental screening tool)

%

87.00

98.00



GREEN

87.00

98.00



GREEN

**Comments :** This indicator is well above target. The Health Visiting workforce completed 1,535 reviews in this quarter to check the development of children. If children are not at the expected level the family are offered advice and support and referred on to specialist health services where needed. This supports children to be ready to learn and thrive when they start at school.